

SG IS FUND - STERLING MULTI-ASSETS GROWTH GBP

Monthly Factsheet

INVESTMENT OBJECTIVE

Sterling Multi-Asset Growth is an actively managed Sub-Fund that aims to provide capital growth to investors from a diversified portfolio of investments. The overall risk of the Sub-Fund is intended to be consistent with that of a dynamic portfolio taking a high level of risk. The Sub-Fund is actively managed without reference to a benchmark. For the purpose of performance comparison only, the return of the Sub-Fund will be compared to the following composite benchmark: 75% MSCI ACWI - 5% BofA Merrill Lynch 1-10 Year UK Gilt - 5% BofA Merrill Lynch 1-10 Year Sterling Corporate - 10% HFRX Global Hedge Fund GBP Index - 5% SONIA GBP Overnight.

PERFORMANCE

PERFORMANCE GRAPH (base 100)

RETURN

**Morningstar UK Mod Adv Tgt Alloc NR GBP

RISK & VOLATILITY MEASURES

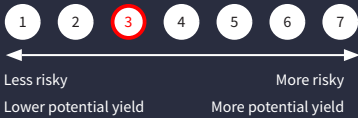
This share-class was created less than a year ago, there is not enough historical data to provide investors with a meaningful indication of its performance

Source : Société Générale Investment Solutions (Europe)

AUGUST 2025

SHARE CLASS RETAIL GBP
LU2752875984

Synthetic Risk Indicator (SRI) ⁽¹⁾



SFDR

Article 8

Morningstar category

GBP Allocation 60-80% Equity

Recommended investment horizon

5 years

Fund assets

GBP 137.74 M

NAV

GBP 105.23

Fund base currency

GBP

Share class currency

GBP

Inception date

30/09/2024

Legal Form

UCITS Luxembourg SICAV

Management Company

Société Générale Investment Solutions (Europe)

Manager Name

Paul Hookway

Valuation / Subscriptions / Redemptions

Daily

Minimum subscription

1 share

Other share classes

One Off Costs

Entry Costs	5.00%
Exit Costs	0,0%

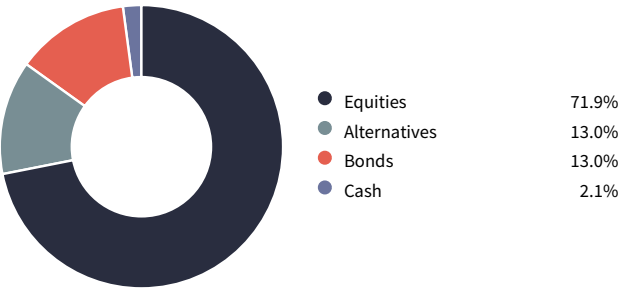
Ongoing Costs

Other Costs	1.60%
Transaction Costs	0.20%

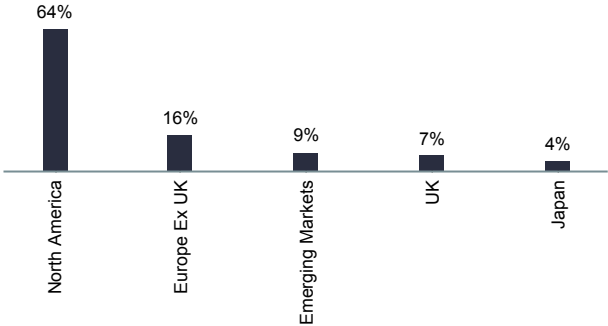
⁽¹⁾ Risk scale from 1 (lowest risk) to 7 (highest risk), the lowest category does not mean a risk-free investment. The risk and reward category shown is not guaranteed to remain unchanged and that the categorisation of the Sub-Fund may shift over time. The prospectus, the KIID (Key Investor Information Document) and annual reports of the Fund are available at <https://investmentsolutions.societegenerale.lu/en/> and on request at the registered office of SG IS Fund, of the Management Company or of the Custodian Bank.

⁽²⁾ © 2025 Morningstar, Inc. all rights reserved. The information contained herein: (1) is proprietary to Morningstar and/or its information providers; (2) may not be reproduced or redistributed; and (3) is presented without warranty as to its accuracy, completeness or timeliness. Neither Morningstar nor its information providers shall be liable for any loss or damage arising from the use of this information.

ASSET BREAKDOWN



GEOGRAPHIC BREAKDOWN



PORTFOLIO STATISTICS

Number of positions	21
---------------------	----

TOP 5 HOLDINGS

Name	Weight
iShares MSCI USA ESG Enhanced ETF	10.0%
Robeco Capital Growth Funds - Robeco BP U.S. Premium Equities	8.1%
iShares S&P 500 Equal Weight ETF	8.0%
Amundi UK Government Bond 0-5Y UCITS ETF	7.0%
WisdomTree Physical Gold - GBP Daily Hedged	6.2%

Source: Société Générale Investment Solutions (Europe) as at 31/08/2025.

Actual weighting and investment allocations are subject to change on an ongoing basis and may not be exactly as shown. Investors should understand the different asset classes which make up the strategy as they have different risk characteristics. Investments may be subject to market fluctuations and the price and value of investments and the income derived from them can go down as well as up. Your capital may be at risk and you may not get back the amount you invest. The tax benefits and liabilities will depend on individual circumstances and may change in the future.