

# MOOREA FUND SG CREDIT MILLESIME 2029

## Monthly Factsheet

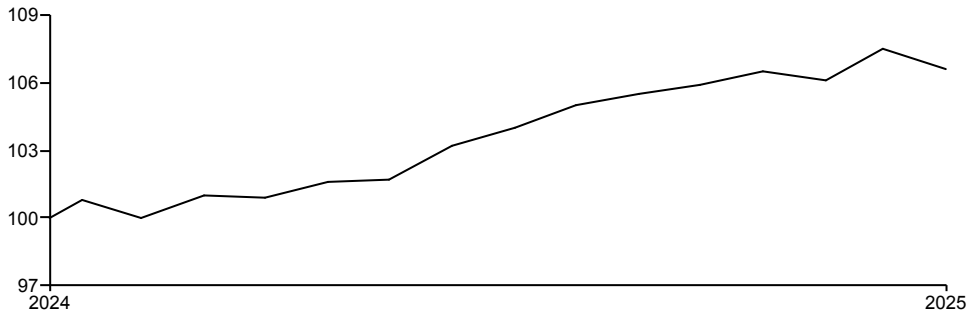
### INVESTMENT OBJECTIVE

The investment objective of the Sub-Fund Moorea Fund – SG Credit Millesime 2029 is to achieve the best possible investment returns over the pre-defined investment horizon, by investing in bonds that generate environmental benefits and whose selected issuers follow good governance and social practices.

### PERFORMANCE

Past performance should not be seen as an indication of future performance.

#### PERFORMANCE GRAPH (base 100)



### RETURN

Cumulative	1 month	3 months	Year-to-date	1 year	3 years *	5 years *	Launch*
<b>Fund</b>	-0.82%	0.04%	0.04%	5.56%	-	-	5.42%

Calendar Year	2024	2023	2022	2021	2020
<b>Fund</b>	-	-	-	-	-

Source : Société Générale Investment Solutions (Europe)

### RISK & VOLATILITY MEASURES

	Volatility			Beta	Sharpe Ratio
	1 year	3 years *	5 years *		
<b>Fund</b>	2.27%	-	-	-	-

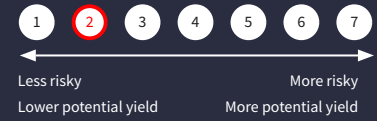
Source : Société Générale Investment Solutions (Europe)

## MARCH 2025

### SHARE CLASS INSTITUTIONAL EUR

LU2716662411

#### Synthetic Risk Indicator (SRI) <sup>(1)</sup>



#### SFDR

Article 8

#### Recommended investment horizon

-

#### Fund assets

EUR 441.24 M

#### NAV

EUR 266.45

#### Fund base currency

EUR

#### Share class currency

EUR

#### Inception date

15/01/2024

#### Legal Form

UCITS Luxembourg SICAV

#### Management Company

Société Générale Investment Solutions (Europe)

#### Manager Name

Bertrand Durnez

#### Valuation / Subscriptions / Redemptions

Weekly

#### Minimum subscription

3 000 000

#### Other share classes

#### One Off Costs

Entry Costs	5.00%
Exit Costs	0.80%

#### Ongoing Costs

Other Costs	0.70%
Transaction Costs	0.20%

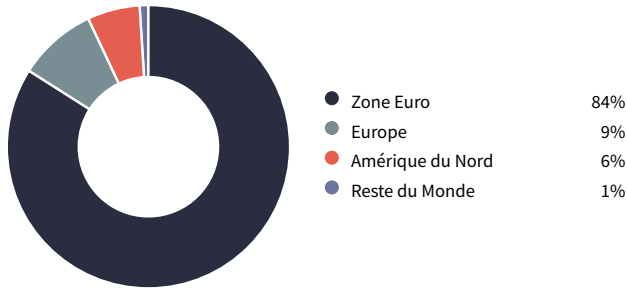
<sup>(1)</sup> Risk scale from 1 (lowest risk) to 7 (highest risk), the lowest category does not mean a risk-free investment. The risk and reward category shown is not guaranteed to remain unchanged and that the categorisation of the Sub-Fund may shift over time. The prospectus, the KIID (Key Investor Information Document) and annual reports of the Fund are available at <https://investmentsolutions.societegenerale.lu/en/> and on request at the registered office of SG IS Fund, of the Management Company or of the Custodian Bank.

<sup>(2)</sup> © 2025 Morningstar, Inc. all rights reserved. The information contained herein: (1) is proprietary to Morningstar and/or its information providers; (2) may not be reproduced or redistributed; and (3) is presented without warranty as to its accuracy, completeness or timeliness. Neither Morningstar nor its information providers shall be liable for any loss or damage arising from the use of this information.

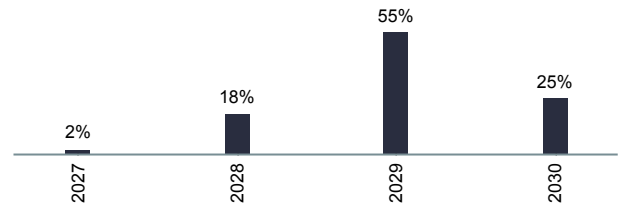
# MOOREA FUND SG CREDIT MILLESIME 2029

MARCH 2025

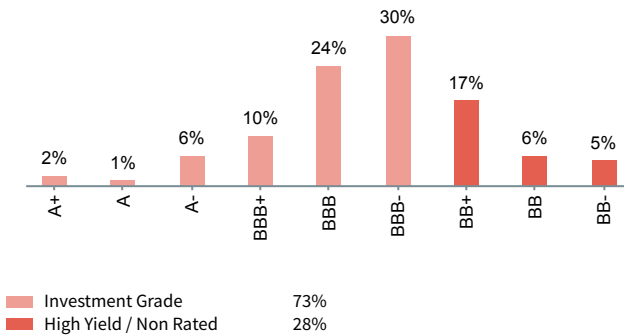
## REGIONAL BREAKDOWN



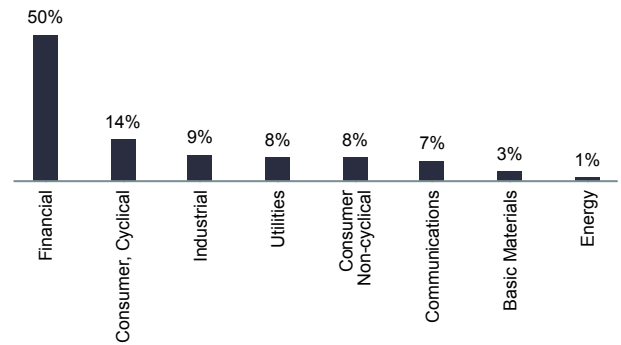
## MATURITY BREAKDOWN



## RATING BREAKDOWN



## SECTOR BREAKDOWN



## TOP 5 HOLDINGS

Name	Weight
CTP NV 4.75% 05/02/2030	1.9%
IMERYS SA 4.75% 29/11/2029	1.7%
LA MONDIALE VARIABLE PERPETUAL	1.7%
BNP PARIBAS VAR PERPTUAL	1.6%
ERSTE GROUP BANK AG VAR PERP	1.5%

## PORTFOLIO STATISTICS

Yield to Convention	4.0%
Average coupon	4.3%
Average Premium	172
Mod. Duration	3.73
Average rating	BBB-
Average weight	1.1%
Number of issuers	89
Investment Grade weight	72.0%
High Yield weight	28.0%
Green & Social Bonds	63.2%
Average life	4.37

Source: Société Générale Investment Solutions (Europe) as at 31/03/2025. Actual weighting and investment allocations are subject to change on an ongoing basis and may not be exactly as shown. Investors should understand the different asset classes which make up the strategy as they have different risk characteristics. Investments may be subject to market fluctuations and the price and value of investments and the income derived from them can go down as well as up. Your capital may be at risk and you may not get back the amount you invest. The tax benefits and liabilities will depend on individual circumstances and may change in the future.

The content of this document should not be interpreted as an investment service or as investment advice, and under no circumstances is it to be used or considered as an offer or incentive to purchase or sell a particular product. The content is intended for information purposes only and to provide investors with the relevant reference information for any investment decisions. It has no regard to the specific financial objectives of any individual investor, nor may it be construed as legal, accounting or tax advice. Past performance is no indication of future results. Similarly, the present document is not intended as an incentive, offer or solicitation to invest in the asset categories listed herein. Investors are warned that the placing of stock market orders requires a perfect understanding of the markets and their governing legislation. Before investing, they must be aware that certain markets may be subject to rapid fluctuations and are speculative or lacking in liquidity. Accordingly, certain assets or categories of assets listed in the present document may not be appropriate for investors. In certain cases, investments may even bear an indeterminate high risk of loss that exceeds the initial investment made. Investors are therefore urged to seek the advice of their financial advisor or intermediary in order to assess the particular nature of an investment and the risks involved and its compatibility with their individual investment profile and objectives.

For Swiss investors: the Sub-Fund has been authorised for public sale by the Commission de Surveillance du Secteur Financier in Luxembourg and for public offering in Switzerland by the Swiss Financial Market Supervisory Authority (shortly 'FINMA'). The prospectus, the KIID (Key Investor Information Document) and annual reports of the Fund are available on the website [www.fundinfo.com](http://www.fundinfo.com) and can be obtained from our Representative and Paying Agent in Switzerland : Société Générale, Paris, succursale de Zurich, Talacker 50, Case postale 1928, 8021 Zurich.

# MOOREA FUND SG CREDIT MILLESIME 2029

---

**MARCH 2025**

## **MANAGEMENT COMMENTARY (QUARTERLY)**

Launched at the beginning of 2024, the fund displays a performance of -0.02% over the Q1 2025. Its assets still growing as the NAV as of end of March is €441 million – vs. €383 million at the end of Q4 2024. As a reminder, the portfolio of positions is well diversified (105 positions, for 89 unique issuers) with most investment grade companies. The fund displays a current yield to convention at 4%.