

MOOREA FUND

GLOBAL TRENDS

Monthly Factsheet

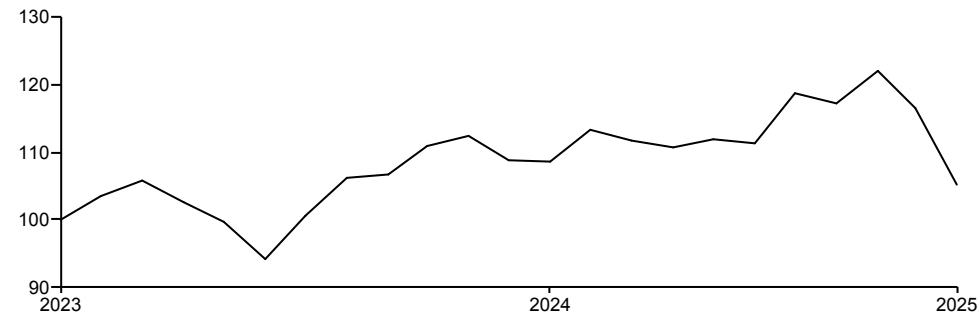
INVESTMENT OBJECTIVE

The Sub-Fund aims to provide long-term growth by investing in equities that benefit from global thematic trends (e.g.: social and demographic changes, technology disruption, climate change and energy transition). The Sub-Fund is actively managed with reference to the following benchmark: MSCI ACWI. The benchmark is used for performance comparison. The benchmark is not intended to be consistent with the sustainable investment objective of the Sub-Fund, which the Investment Manager aims to achieve by applying the sustainable investment process described above

PERFORMANCE

Past performance should not be seen as an indication of future performance.

PERFORMANCE GRAPH (base 100)



RETURN

Cumulative	1 month	3 months	Year-to-date	1 year	3 years *	5 years *	Launch*
Fund	-9.75%	-10.29%	-10.29%	-6.44%	-	-	2.79%

Calendar Year	2024	2023	2022	2021	2020
Fund	10.40%	-	-	-	-

Source : Société Générale Investment Solutions (Europe)

RISK & VOLATILITY MEASURES

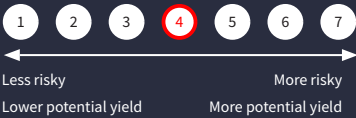
	Volatility			Beta	Sharpe Ratio
	1 year	3 years *	5 years *		
Fund	15.07%	-	-	-	-

Source : Société Générale Investment Solutions (Europe)

MARCH 2025

SHARE CLASS RETAIL EUR
LU2564067051

Synthetic Risk Indicator (SRI) ⁽¹⁾



SFDR

Article 8

Minimum Sustainable Investment

0%

Morningstar category

Global Large-Cap Blend Equity

Recommended investment horizon

5 years

Fund assets

EUR 68.11 M

NAV

EUR 262.94

Fund base currency

EUR

Share class currency

EUR

Inception date

06/03/2023

Legal Form

UCITS Luxembourg SICAV

Management Company

Société Générale Investment Solutions (Europe)

Manager Name

Gilles Guesdon

Valuation / Subscriptions / Redemptions

Daily

Minimum subscription

1 share

Other share classes

One Off Costs

Entry Costs	5.00%
Exit Costs	0.00%

Ongoing Costs

Other Costs	2.20%
Transaction Costs	0.10%

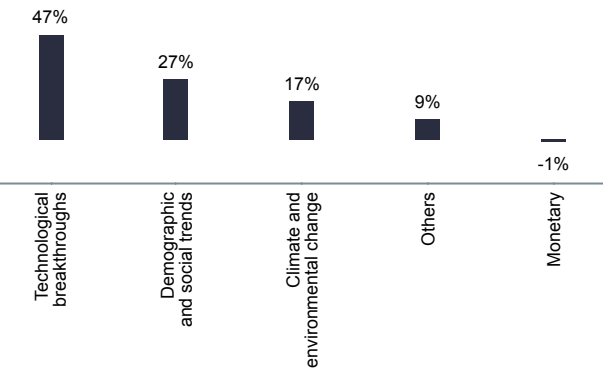
⁽¹⁾ Risk scale from 1 (lowest risk) to 7 (highest risk), the lowest category does not mean a risk-free investment. The risk and reward category shown is not guaranteed to remain unchanged and that the categorisation of the Sub-Fund may shift over time. The prospectus, the KIID (Key Investor Information Document) and annual reports of the Fund are available at <https://investmentsolutions.societegenerale.lu/en/> and on request at the registered office of SG IS Fund, of the Management Company or of the Custodian Bank.

⁽²⁾ © 2025 Morningstar, Inc. all rights reserved. The information contained herein: (1) is proprietary to Morningstar and/or its information providers; (2) may not be reproduced or redistributed; and (3) is presented without warranty as to its accuracy, completeness or timeliness. Neither Morningstar nor its information providers shall be liable for any loss or damage arising from the use of this information.

MOOREA FUND GLOBAL TRENDS

MARCH 2025

ASSET CLASS BREAKDOWN



TOP 5 HOLDINGS

Name	Weight
WisdomTree Cybersecurity UCITS ETF	6.5%
iShares Digital Security UCITS ETF	6.1%
Robeco Capital Growth Funds - Robeco Sustainable Water	5.9%
Amundi MSCI Digital Economy UCITS ETF	5.6%
iShares Smart City Infrastructure UCITS ETF	5.2%

Source: Société Générale Investment Solutions (Europe) as at 31/03/2025.
Actual weighting and investment allocations are subject to change on an ongoing basis and may not be exactly as shown. Investors should understand the different asset classes which make up the strategy as they have different risk characteristics. Investments may be subject to market fluctuations and the price and value of investments and the income derived from them can go down as well as up. Your capital may be at risk and you may not get back the amount you invest. The tax benefits and liabilities will depend on individual circumstances and may change in the future.