

SG IS - REAL ASSETS FUND

Monthly Factsheet

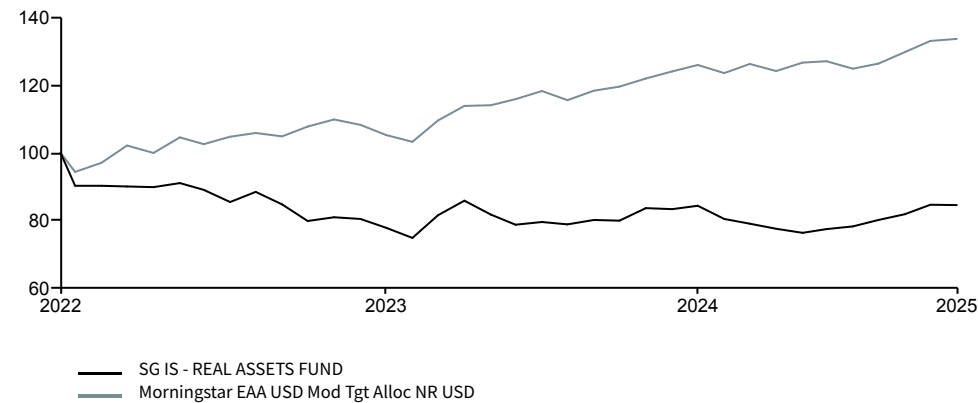
INVESTMENT OBJECTIVE

The investment objective of the Sub-Fund is to generate modest medium to long-term total return with lower volatility than global equity markets. The Sub-Fund seeks to achieve its investment objective by investing at least 70% of its assets in collective investment funds. The Sub-fund may also invest in equity, fixed income, floating rate and money market securities, and in alternative funds that are eligible investments in line with the investment policy of the Sub-Fund. The Sub-Fund is actively managed, without reference to a benchmark. For the purpose of performance comparison only, the return of the Sub-Fund will be compared to the following combination of benchmarks: 1/3 Morningstar UK REIT NR GBP, 1/3 Morningstar Global Solar NR GBP and 1/3 MSCI World Infrastructure NR USD.

PERFORMANCE

Past performance should not be seen as an indication of future performance.

PERFORMANCE GRAPH (base 100)



RETURN

| Cumulative | 1 month | 3 months | Year-to-date | 1 year | 3 years * | 5 years * | Launch* |
|--------------------|---------|----------|--------------|--------|-----------|-----------|---------|
| Fund | -0.15% | 5.39% | 9.05% | 1.08% | - | - | -5.65% |
| Benchmark** | 0.48% | 5.77% | 7.66% | 9.64% | - | - | 10.62% |
| Gap | -0.63% | -0.38% | 1.39% | -8.56% | - | - | -16.27% |

| Calendar Year | 2024 | 2023 | 2022 | 2021 | 2020 |
|--------------------|---------|---------|------|------|------|
| Fund | -9.72% | -4.46% | - | - | - |
| Benchmark** | 9.08% | 13.81% | - | - | - |
| Gap | -18.81% | -18.27% | - | - | - |

**Morningstar EAA USD Mod Tgt Alloc NR USD

Source : Société Générale Investment Solutions (Europe)

RISK & VOLATILITY MEASURES

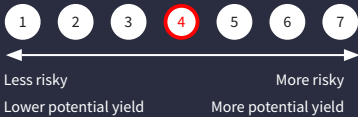
| | Volatility | | | Beta | Sharpe Ratio |
|--------------------|------------|-----------|-----------|------|--------------|
| | 1 year | 3 years * | 5 years * | | |
| Fund | 7.95% | - | - | - | - |
| Benchmark** | 5.87% | - | - | - | - |

Source : Société Générale Investment Solutions (Europe)

JULY 2025

LU2485978873

Synthetic Risk Indicator (SRI) ⁽¹⁾



SFDR

Article 6

Minimum Sustainable Investment

N/A

Morningstar category

USD Flexible Allocation

Recommended investment horizon

5 to 7 years

Fund assets

USD 94.42 M

NAV

USD 71.24

Fund base currency

GBP

Share class currency

USD

Inception date

13/09/2022

Legal Form

UCITS Luxembourg SICAV

Management Company

Société Générale Investment Solutions (Europe)

Manager Name

Paul Hookway

Valuation / Subscriptions / Redemptions

Daily

Minimum subscription

1 share

Other share classes

One Off Costs

| | |
|-------------|-------|
| Entry Costs | 5.00% |
| Exit Costs | 0.00% |

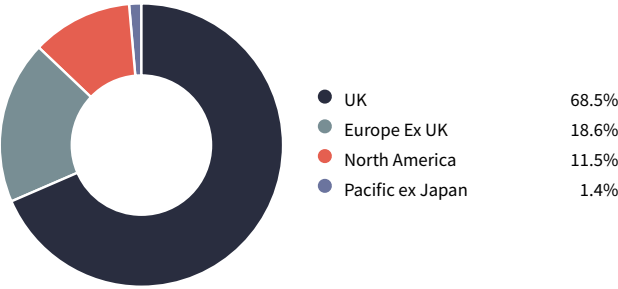
Ongoing Costs

| | |
|-------------------|-------|
| Other Costs | 1.40% |
| Transaction Costs | 0.20% |

⁽¹⁾ Risk scale from 1 (lowest risk) to 7 (highest risk), the lowest category does not mean a risk-free investment. The risk and reward category shown is not guaranteed to remain unchanged and that the categorisation of the Sub-Fund may shift over time. The prospectus, the KIID (Key Investor Information Document) and annual reports of the Fund are available at <https://investmentsolutions.societegenerale.lu/en/> and on request at the registered office of SG IS Fund, of the Management Company or of the Custodian Bank.

⁽²⁾ © 2025 Morningstar, Inc. all rights reserved. The information contained herein: (1) is proprietary to Morningstar and/or its information providers; (2) may not be reproduced or redistributed; and (3) is presented without warranty as to its accuracy, completeness or timeliness. Neither Morningstar nor its information providers shall be liable for any loss or damage arising from the use of this information.

GEOGRAPHIC BREAKDOWN



TOP 5 HOLDINGS

| Name | Weight | Country | Sector |
|---------------------------------------|--------|----------------|-----------------------|
| Tritax Big Box Ord | 7.0% | United Kingdom | Logistics |
| International Public Partnerships Ord | 6.3% | United Kingdom | Social Infrastructure |
| HICL Infrastructure PLC Ord | 5.8% | United Kingdom | Social Infrastructure |
| Primary Health Properties PLC | 5.6% | United Kingdom | Healthcare |
| Greencoat UK Wind | 5.4% | United Kingdom | Renewables |

PORTFOLIO STATISTICS

| | |
|---------------------|------|
| Number of positions | 28 |
| Estimated yield (%) | 6.3% |

Source: Société Générale Investment Solutions (Europe) as at 31/07/2025.
Actual weighting and investment allocations are subject to change on an ongoing basis and may not be exactly as shown. Investors should understand the different asset classes which make up the strategy as they have different risk characteristics. Investments may be subject to market fluctuations and the price and value of investments and the income derived from them can go down as well as up. Your capital may be at risk and you may not get back the amount you invest. The tax benefits and liabilities will depend on individual circumstances and may change in the future.

The content of this document should not be interpreted as an investment service or as investment advice, and under no circumstances is it to be used or considered as an offer or incentive to purchase or sell a particular product. The content is intended for information purposes only and to provide investors with the relevant reference information for any investment decisions. It has no regard to the specific financial objectives of any individual investor, nor may it be construed as legal, accounting or tax advice. Past performance is no indication of future results. Similarly, the present document is not intended as an incentive, offer or solicitation to invest in the asset categories listed herein. Investors are warned that the placing of stock market orders requires a perfect understanding of the markets and their governing legislation. Before investing, they must be aware that certain markets may be subject to rapid fluctuations and are speculative or lacking in liquidity. Accordingly, certain assets or categories of assets listed in the present document may not be appropriate for investors. In certain cases, investments may even bear an indeterminate high risk of loss that exceeds the initial investment made. Investors are therefore urged to seek the advice of their financial advisor or intermediary in order to assess the particular nature of an investment and the risks involved and its compatibility with their individual investment profile and objectives.

For Swiss investors: the Sub-Fund has been authorised for public sale by the Commission de Surveillance du Secteur Financier in Luxembourg and for public offering in Switzerland by the Swiss Financial Market Supervisory Authority (shortly 'FINMA'). The prospectus, the KIID (Key Investor Information Document) and annual reports of the Fund are available on the website www.fundinfo.com and can be obtained from our Representative and Paying Agent in Switzerland : Société Générale, Paris, succursale de Zurich, Talacker 50, Case postale 1928, 8021 Zurich.