

MOOREA FUND - GLOBAL CONSERVATIVE ALLOCATION PORTFOLIO

Monthly Factsheet

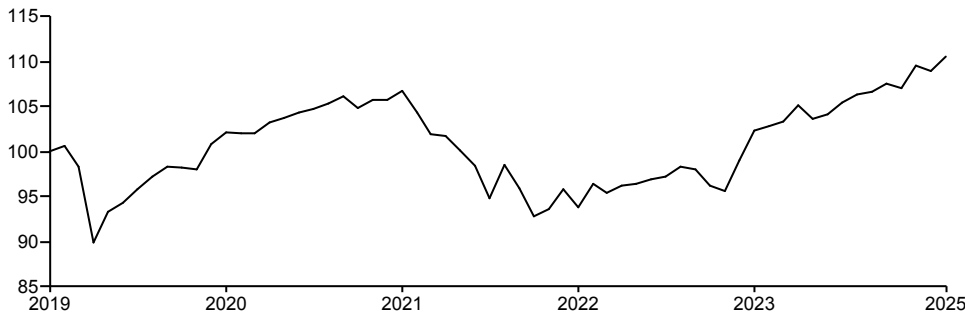
INVESTMENT OBJECTIVE

The investment objective of the Sub-Fund is to provide mid-term growth to investors from a diversified portfolio of investments. The portfolio will be actively managed, providing an active exposure to fixed income, equities and alternative investments, through mutual fund and direct holding investments picking. The overall risk of the fund is intended to be consistent with that of a conservative portfolio.

PERFORMANCE

Past performance should not be seen as an indication of future performance.

PERFORMANCE GRAPH (base 100)



RETURN

Cumulative	1 month	3 months	Year-to-date	1 year	3 years *	5 years *	Launch*
Fund	1.50%	3.33%	1.50%	7.58%	1.95%	1.90%	1.66%

Calendar Year	2024	2023	2022	2021	2020
Fund	6.47%	9.09%	-12.13%	4.55%	2.07%

Calendar Year	2019	2018	2017	2016	2015
Fund	8.85%	-7.00%	1.75%	-	-

*Annualised performance

Source : Société Générale Investment Solutions (Europe)

RISK & VOLATILITY MEASURES

	Volatility			Beta	Sharpe Ratio
	1 year	3 years *	5 years *		
Fund	3.66%	6.47%	7.01%	0.96%	-0.03%

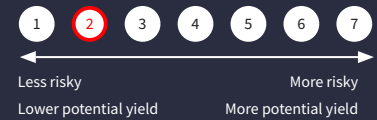
Source : Société Générale Investment Solutions (Europe)

JANUARY 2025

SHARE CLASS RETAIL EUR

LU1506378568

Synthetic Risk Indicator (SRI) ⁽¹⁾



SFDR

Article 8

Minimum Sustainable Investment

0%

Morningstar category

EUR Cautious Allocation - Global

Recommended investment horizon

3-5 years

Fund assets

EUR 244.39 M

NAV

EUR 286.52

Fund base currency

EUR

Share class currency

EUR

Inception date

25/10/2016

Legal Form

UCITS Luxembourg SICAV

Management Company

Société Générale Private Wealth Management S.A.

Manager Name

Vincent Delpech

Valuation / Subscriptions / Redemptions

Daily

Minimum subscription

1 share

Other share classes

One Off Costs

Entry Costs 5.00%

Exit Costs 0.00%

Ongoing Costs

Other Costs 1.60%

Transaction Costs 0.20%

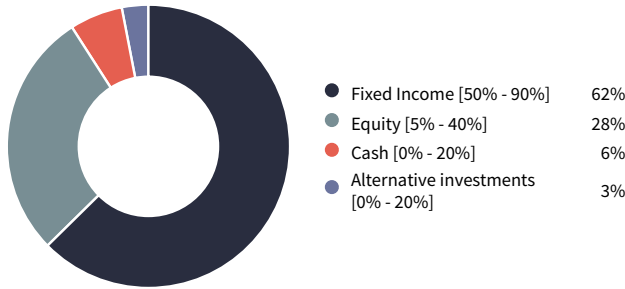
⁽¹⁾ Risk scale from 1 (lowest risk) to 7 (highest risk), the lowest category does not mean a risk-free investment. The risk and reward category shown is not guaranteed to remain unchanged and that the categorisation of the Sub-Fund may shift over time. The prospectus, the KIID (Key Investor Information Document) and annual reports of the Fund are available at <https://investmentsolutions.societegenerale.lu> and on request at the registered office of Moorea Fund, of the Management Company or of the Custodian Bank.

⁽²⁾ © 2024 Morningstar, Inc. all rights reserved. The information contained herein: (1) is proprietary to Morningstar and/or its information providers; (2) may not be reproduced or redistributed; and (3) is presented without warranty as to its accuracy, completeness or timeliness. Neither Morningstar nor its information providers shall be liable for any loss or damage arising from the use of this information.

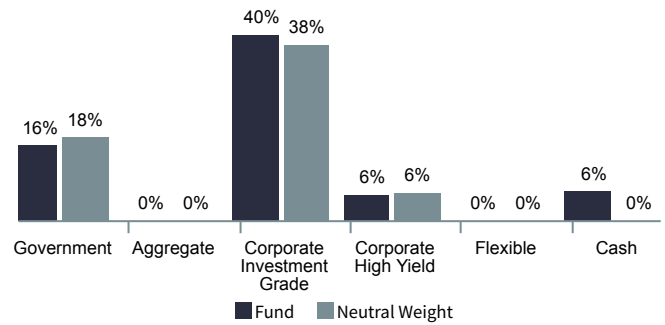
MOOREA FUND - GLOBAL CONSERVATIVE ALLOCATION PORTFOLIO

JANUARY 2025

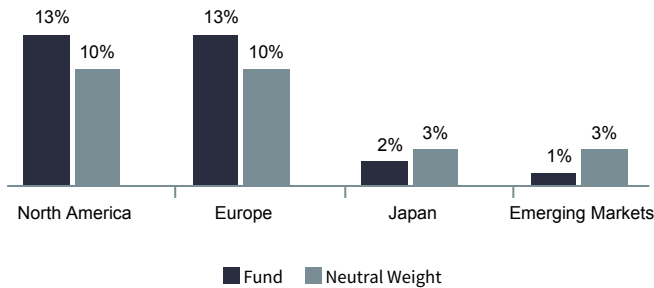
ASSET CLASS BREAKDOWN



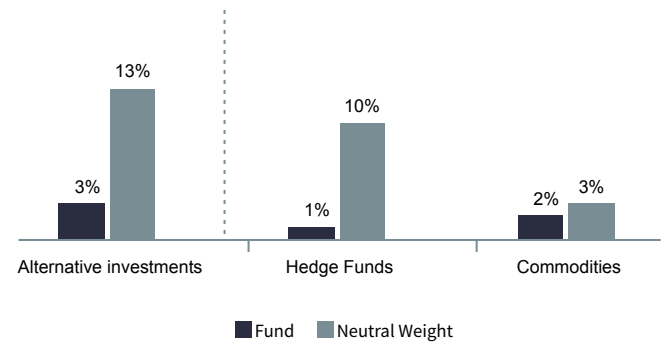
CASH AND FIXED INCOME BREAKDOWN



GEOGRAPHIC EQUITY BREAKDOWN



ALTERNATIVE INVESTMENT BREAKDOWN



PORTFOLIO HOLDINGS

Equities and similar	28.3%	Bonds and similar	62.0%
North America	12.7%	Government	16.1%
ISHARES VI PLC ISHARES S AND P 500 SWAP UCITS ETF	2.7%	DNCA INVEST SICAV ALPHA BONDS EUR	2.3%
AMUNDI S AND P 500 EQUAL WEIGHT ESG LEADERS UCITS ETF	2.4%	29 HAUSSMANN EURO OBLIGATIONS D'ETATS PART I	13.7%
NEUBERGER BERMAN INVESTMENT FUNDS PLC-US SMALL CAP SICAV	1.2%	Corporate	40.2%
NATIXIS INTERNATIONAL FUNDS LOOMIS US GRW EQ FD SICAV	3.2%	NEUBERGER BERMAN INVESTMENT FUNDS PLC	3.9%
ROBECO CAPT GRWOTH FUNDS SICAV BP US PREMIUM EQUITY I CAP	3.2%	NEUBERGER SICAV	14.7%
Europe	13.1%	ISHARES II PLC EURO CORP BOND ETF	15.8%
BGF CONT EUROP FL FD D CAP C	3.5%	29 HAUSSMANN EURO CREDIT FCP	5.9%
ELEVA EUROPEAN SELECTION FUND I CAPITALISATION	2.4%	BLACK ROCK GLOBAL FUNDS SICAV - EURO CORPORATE BOND FUND	5.7%
AMUNDI FUNDS EUROPEAN EQUITY VALUE - I2 EUR (C)	1.2%	High Yield	4.8%
AMUNDI STOXX EUROPE 600	6.0%	CLASS IE MOOREA FUND EURO HIGH YIELD	0.9%
Japan	2.0%	AXA FIIS US Sh AC	0.0%
MULTI UNITS LUXEMBOURG SICAV AMUNDI MSCI JAPAN	2.0%	Alternatifs	3.4%
Emerging	0.5%	Matières premières	2.5%
AMUNDI MSCI EMERGING MARKETS II Class Dist	0.5%	ISHARES PHYSICAL GOLD ETC	2.5%
		Event Driven	0.0%
		-	-
		Ls Equity	1.0%
		ELEVA UCITS FUND SICAV ELEVA ABSOLUTE	1.0%
		RETURN EUROPE FUND	1.0%
		Cash	6.2%
		AMUNDI FUNDS CASH EUR - I2 EUR (C)	1.9%
		Banque EUR SGBT	4.3%
		Banque USD SGBT	0.0%

Source: Société Générale Investment Solutions (Europe) as at 31/01/2025.

Actual weighting and investment allocations are subject to change on an ongoing basis and may not be exactly as shown. Investors should understand the different asset classes which make up the strategy as they have different risk characteristics. Investments may be subject to market fluctuations and the price and value of investments and the income derived from them can go down as well as up. Your capital may be at risk and you may not get back the amount you invest. The tax benefits and liabilities will depend on individual circumstances and may change in the future.

The content of this document should not be interpreted as an investment service or as investment advice, and under no circumstances is it to be used or considered as an offer or incentive to purchase or sell a particular product. The content is intended for information purposes only and to provide investors with the relevant reference information for any investment decisions. It has no regard to the specific financial objectives of any individual investor, nor may it be construed as legal, accounting or tax advice. Past performance is no indication of future results.

Similarly, the present document is not intended as an incentive, offer or solicitation to invest in the asset categories listed herein. Investors are warned that the placing of stock market orders requires a perfect understanding of the markets and their governing legislation. Before investing, they must be aware that certain markets may be subject to rapid fluctuations and are speculative or lacking in liquidity. Accordingly, certain assets or categories of assets listed in the present document may not be appropriate for investors. In certain cases, investments may even bear an indeterminate high risk of loss that exceeds the initial investment made. Investors are therefore urged to seek the advice of their financial advisor or intermediary in order to assess the particular investment profile and objectives.

SOCIETE GENERALE Investment Solutions
 Commission de Surveillance du Secteur Financier in Luxembourg and for public offering in Switzerland by the Swiss Investor Information Document) and annual reports of the Fund are available on the website www.fundinfo.com and can be obtained from our Representative and Paying Agent in Switzerland: Société Générale, Paris, succursale de Zurich, Talacker 50, Case postale 1928, 8021 Zurich.

Société Générale Investment Solutions (Europe), Société Anonyme – R.C.S Luxembourg B60.963
 11, avenue Emile Reuter L-2420 Luxembourg. Tél : (+352) 47 93 11 1.
 Management company licensed and supervised by the CSSF, 283, route d'Arlon L-1150 Luxembourg.

MARKETING MATERIAL