

MOOREA FUND - GLOBAL BALANCED ALLOCATION PORTFOLIO

Monthly Factsheet

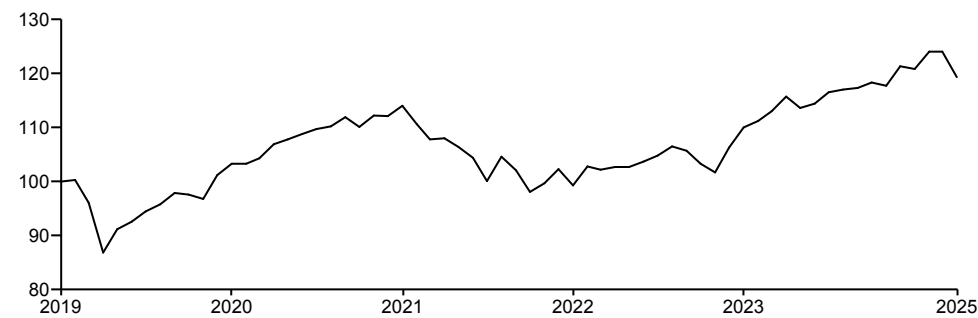
INVESTMENT OBJECTIVE

The investment objective of the Sub-Fund is to provide a capital growth over a medium to long term. This Sub-Fund seeks to provide mid to long term capital appreciation by investing in UCITS funds that pursue alternative investment strategies, (the "Investment Universe"). The investment will be made in accordance with Article 41 1) e) of the 2010 Law. The Sub-Fund is actively managed without reference to a benchmark. For the purpose of performance comparison only, the return of the Sub-Fund will be compared to the following benchmarks: MSCI USA, MSCI Europe, MSCI Japan, MSCI Emerging Markets, Ice BofAML Euro Gov, Ice BofAML Euro Corp, Ice BofAML Euro HY, HFRU HF Composite, LBMA Gold Price.

PERFORMANCE

Past performance should not be seen as an indication of future performance.

PERFORMANCE GRAPH (base 100)



RETURN

Cumulative	1 month	3 months	Year-to-date	1 year	3 years *	5 years *	Launch*
Fund	-3.84%	-1.27%	-1.27%	3.06%	3.36%	6.53%	3.21%

Calendar Year	2024	2023	2022	2021	2020
Fund	9.84%	10.78%	-12.93%	10.41%	3.27%

Calendar Year	2019	2018	2017	2016	2015
Fund	14.76%	-9.77%	4.68%	-	-

*Annualised performance

Source : Société Générale Investment Solutions (Europe)

RISK & VOLATILITY MEASURES

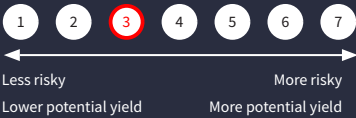
	Volatility			Beta	Sharpe Ratio
	1 year	3 years *	5 years *		
Fund	6.55%	8.02%	7.43%	0.88%	0.14%

Source : Société Générale Investment Solutions (Europe)

MARCH 2025

SHARE CLASS RETAIL EUR
LU1391858112

Synthetic Risk Indicator (SRI) ⁽¹⁾



Overall Morningstar rating (2)

★★★★

SFDR

Article 8

Minimum Sustainable Investment

0%

Morningstar category

EUR Moderate Allocation - Global

Recommended investment horizon

3-5 years

Fund assets

EUR 679.67 M

NAV

EUR 331.20

Fund base currency

EUR

Share class currency

EUR

Inception date

09/05/2016

Legal Form

UCITS Luxembourg SICAV

Management Company

Société Générale Investment Solutions (Europe)

Manager Name

Nicolas MOUSSAVI

Valuation / Subscriptions / Redemptions

Daily

Minimum subscription

1 share

Other share classes

One Off Costs

Entry Costs	5.00%
Exit Costs	0.00%

Ongoing Costs

Other Costs	1.90%
Transaction Costs	0.20%

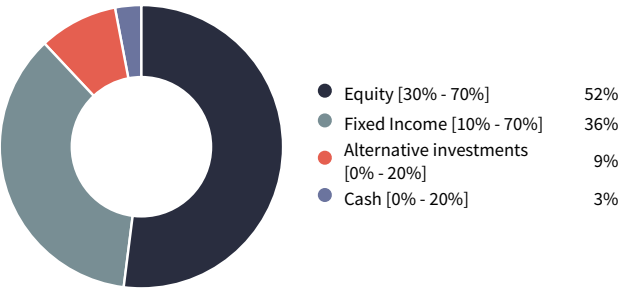
⁽¹⁾ Risk scale from 1 (lowest risk) to 7 (highest risk), the lowest category does not mean a risk-free investment. The risk and reward category shown is not guaranteed to remain unchanged and that the categorisation of the Sub-Fund may shift over time. The prospectus, the KIID (Key Investor Information Document) and annual reports of the Fund are available at <https://investmentsolutions.societegenerale.lu/en/> and on request at the registered office of SG IS Fund, of the Management Company or of the Custodian Bank.

⁽²⁾ © 2025 Morningstar, Inc. all rights reserved. The information contained herein: (1) is proprietary to Morningstar and/or its information providers; (2) may not be reproduced or redistributed; and (3) is presented without warranty as to its accuracy, completeness or timeliness. Neither Morningstar nor its information providers shall be liable for any loss or damage arising from the use of this information.

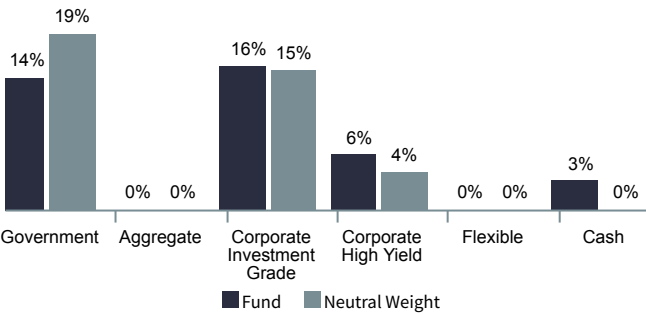
MOOREA FUND - GLOBAL BALANCED ALLOCATION PORTFOLIO

MARCH 2025

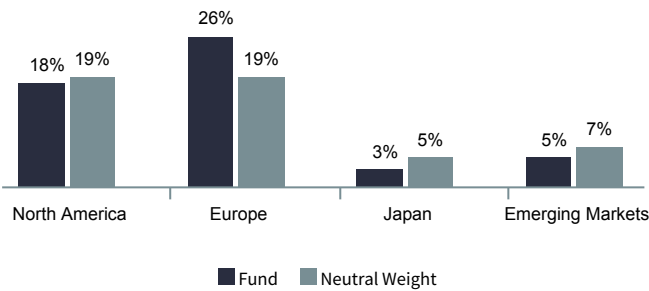
ASSET CLASS BREAKDOWN



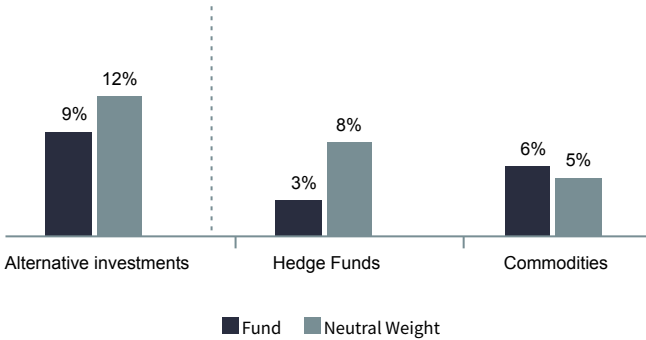
CASH AND FIXED INCOME BREAKDOWN



GEOGRAPHIC EQUITY BREAKDOWN



ALTERNATIVE INVESTMENT BREAKDOWN



Source: Société Générale Investment Solutions (Europe) as at 31/03/2025.

Actual weighting and investment allocations are subject to change on an ongoing basis and may not be exactly as shown. Investors should understand the different asset classes which make up the strategy as they have different risk characteristics. Investments may be subject to market fluctuations and the price and value of investments and the income derived from them can go down as well as up. Your capital may be at risk and you may not get back the amount you invest. The tax benefits and liabilities will depend on individual circumstances and may change in the future.

The content of this document should not be interpreted as an investment service or as investment advice, and under no circumstances is it to be used or considered as an offer or incentive to purchase or sell a particular product. The content is intended for information purposes only and to provide investors with the relevant reference information for any investment decisions. It has no regard to the specific financial objectives of any individual investor, nor may it be construed as legal, accounting or tax advice. Past performance is no indication of future results.

Similarly, the present document is not intended as an incentive, offer or solicitation to invest in the asset categories listed herein. Investors are warned that the placing of stock market orders requires a perfect understanding of the markets and their governing legislation. Before investing, they must be aware that certain markets may be subject to rapid fluctuations and are speculative or lacking in liquidity. Accordingly, certain assets or categories of assets listed in the present document may not be appropriate for investors. In certain cases, investments may even bear an indeterminate high risk of loss that exceeds the initial investment made. Investors are therefore urged to seek the advice of their financial advisor or intermediary in order to assess the particular nature of an investment and the risks involved and its compatibility with their individual investment profile and objectives.

For Swiss investors: the Sub-Fund has been authorised for public sale by the Commission de Surveillance du Secteur Financier in Luxembourg and for public offering in Switzerland by the Swiss Financial Market Supervisory Authority (shortly 'FINMA'). The prospectus, the KIID (Key Investor Information Document) and annual reports of the Fund are available on the website www.fundinfo.com and can be obtained from our Representative and Paying Agent in Switzerland : Société Générale, Paris, succursale de Zurich, Talacker 50, Case postale 1928, 8021 Zurich.

MOOREA FUND - GLOBAL BALANCED ALLOCATION PORTFOLIO

MARCH 2025

MANAGEMENT COMMENTARY (QUARTERLY)

The month of March was characterized by a significant increase in economic uncertainties related to U.S. trade policy. Indeed, the U.S. government raised the tariff rate by 20 to 25 points on all Chinese imports, a basket of Mexican and Canadian imports, and on imports of iron and aluminum. In this context, consumer and business confidence indices deteriorated sharply, with a significant rise in inflation expectations, and household consumption data suggest a slowdown in growth in Q1-25. European activity data also indicate that activity in Q1-25 is likely to remain weak. However, inflation continues to decrease and converge towards the ECB's target of 2%, which should lead the latter to continue its cycle of interest rate cuts. Equity markets therefore corrected sharply downward. In the United States, the S&P 500 fell by 5.8% in March, while the Nasdaq recorded a decline of 7.7%. IT companies were the main contributors to this decline (the "magnificent 7" dropping by 10.2% in March) due in part to fears of over-investment. Additionally, the discretionary consumer sector also saw a significant decline during the month (-9%), as markets feared a more pronounced slowdown in consumption. In Europe, markets showed more moderate declines, with the Eurostoxx 50 down 4% due to the exposure of European industrial companies to U.S. tariffs and the slowdown in consumption. While the yield on the 10-year U.S. Treasury remained stable around 4.25% in a context of slowing growth but higher inflation expectations, in Europe, the yield on the 10-year Bund increased from 2.4% to 2.7% due to the defense and infrastructure stimulus plan approved by the German government. This rise in rates was also reflected in other eurozone economies, with the yield on the 10-year OAT increasing from 3.1% to 3.4%. Under these conditions, our Moorea GAP Balanced fund ended down 3.84% (-1.27% YTD).