

MOOREA FUND EURO HIGH YIELD

Monthly Factsheet



INVESTMENT OBJECTIVE

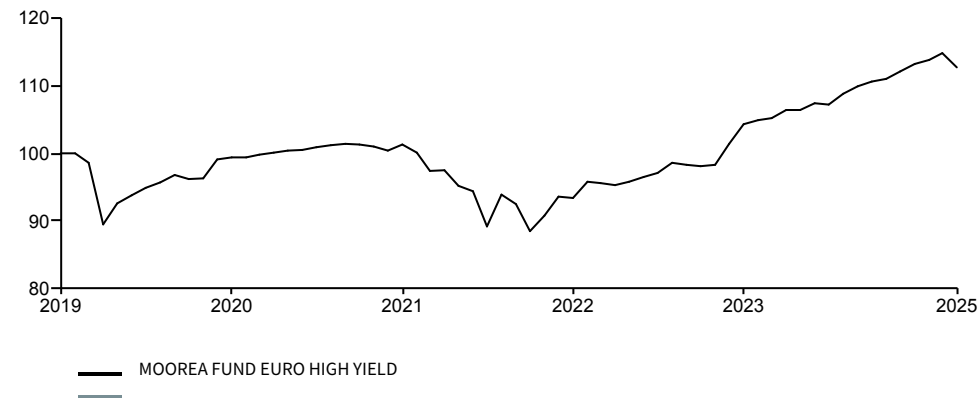
The Sub-Fund seeks to achieve performance through investments in diversified portfolio of debt instruments on issuers with a strong ESG (Environmental Social and Governance) profile, principally denominated in Euro. The Sub-Fund aims at meeting the long-term challenges of sustainable development while delivering financial performance by the combination of financial and extra-financial criteria, integrating environmental, social and governance criteria (ESG). The Sub-Fund will invest in a diversified portfolio consisting primarily of high yield debt securities issued by governments, corporations or public institutions, mainly denominated in Euro.

The Sub-Fund is actively managed with reference to the following benchmark : ICE BofA Euro High Yield Index; ICE BofA US High Yield Index; ICE BofA Contingent Capital Index; ICE BofA Global Convertible Index; ICE BofA Euro Corporate Index.

PERFORMANCE

Past performance should not be seen as an indication of future performance.

PERFORMANCE GRAPH (base 100)



RETURN

Cumulative	1 month	3 months	Year-to-date	1 year	3 years *	5 years *	Launch*
Fund	-1.81%	-0.41%	-0.41%	5.92%	4.95%	4.72%	2.49%
Benchmark**	-	-	-	-	-	-	-
Gap	-	-	-	-	-	-	-

Calendar Year	2024	2023	2022	2021	2020
Fund	8.52%	11.71%	-7.85%	1.98%	-0.63%
Benchmark**	-	-	-	-	-
Gap	-	-	-	-	-

Calendar Year	2019	2018	2017	2016	2015
Fund	6.48%	-0.95%	4.25%	5.60%	-1.17%
Benchmark**	-	-	-	-	-
Gap	-	-	-	-	-

*Annualised performance

**

Source : Société Générale Investment Solutions (Europe)

RISK & VOLATILITY MEASURES

	Volatility			Beta	Sharpe Ratio
	1 year	3 years *	5 years *		
Fund	2.96%	6.87%	5.89%	0.76%	0.08%
Benchmark**	-	-	-	-	-

Source : Société Générale Investment Solutions (Europe)

MARCH 2025

SHARE CLASS RETAIL USD

LU1023728758

Synthetic Risk Indicator (SRI) ⁽¹⁾



SFDR

Article 8

Minimum Sustainable Investment

30%

Recommended investment horizon

5 years

Fund assets

USD 250.20 M

NAV

USD 328.84

Fund base currency

EUR

Share class currency

USD

Inception date

03/02/2014

Legal Form

UCITS Luxembourg SICAV

Management Company

Société Générale Investment Solutions (Europe)

Manager Name

Gaetano Di Benedetto

Valuation / Subscriptions / Redemptions

Daily

Minimum subscription

1 share

Other share classes

One Off Costs

Entry Costs	5.00%
Exit Costs	0.00%

Ongoing Costs

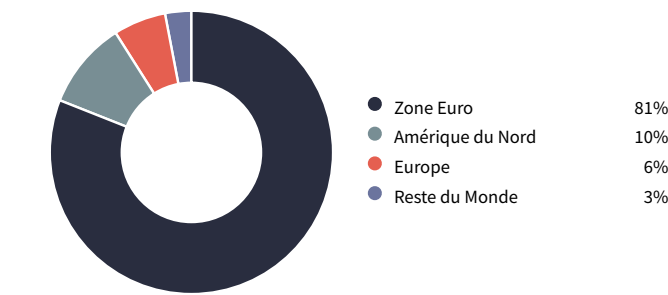
Other Costs	1.20%
Transaction Costs	0.10%

⁽¹⁾ Risk scale from 1 (lowest risk) to 7 (highest risk), the lowest category does not mean a risk-free investment. The risk and reward category shown is not guaranteed to remain unchanged and that the categorisation of the Sub-Fund may shift over time. The prospectus, the KIID (Key Investor Information Document) and annual reports of the Fund are available at <https://investmentsolutions.societegenerale.lu/en/> and on request at the registered office of SG IS Fund, of the Management Company or of the Custodian Bank.

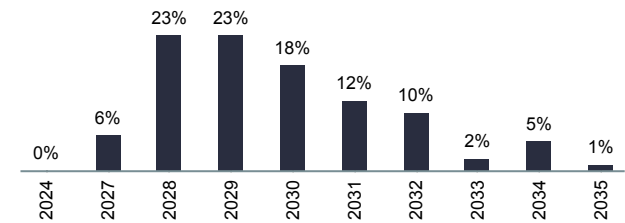
⁽²⁾ © 2025 Morningstar, Inc. all rights reserved. The information contained herein: (1) is proprietary to Morningstar and/or its information providers; (2) may not be reproduced or redistributed; and (3) is presented without warranty as to its accuracy, completeness or timeliness. Neither Morningstar nor its information providers shall be liable for any loss or damage arising from the use of this information.

Financial Criteria

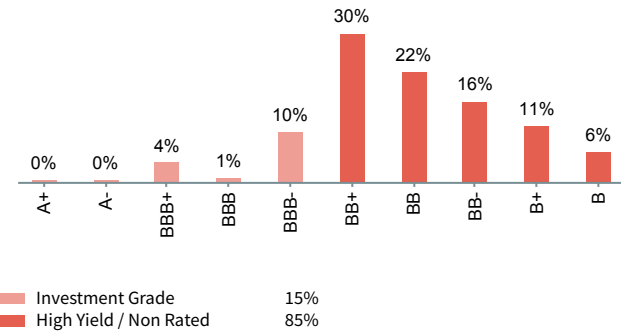
REGIONAL BREAKDOWN



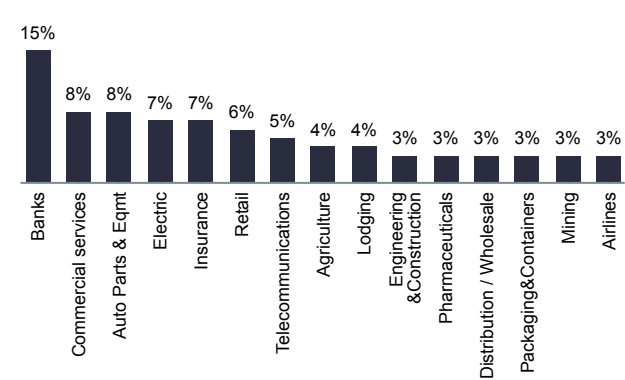
MATURITY BREAKDOWN



RATING BREAKDOWN



SECTOR BREAKDOWN



TOP 5 HOLDINGS

Name	Weight	Country	Sector
CROWN EUROPEAN HOLDING SACA 4.5% 15/01/2030	2.5%	United States	Industrial
INTESA SANPAOLO SPA VAR PERPETUAL 31/12/2099	2.5%	Italy	Financial
TK ELEVATOR MIDCO GMBH 4.375% 15/07/2027	2.5%	GERMANY	Industrial
VALEO SE 4.5% 11/04/2030	2.4%	France	Consumer, Cyclical
BANCO DE SABADELL SA VAR PERP	2.3%	Spain	Financial

LAST MOVES IN THE PORTFOLIO

Name	Weight	Date	Operation
UNIBAIL PERP VAR 31/12/2099	1.1%	26-03-2025	Achat d'obligations
ITM ENTREPRISES SASU 4.125% 29/01/2030	0.8%	13-03-2025	Vente d'obligations
NN GROUP NV VAR PERP 31/12/2099	0.7%	04-03-2025	Achat d'obligations
BANK OF IRELAND GROUP PERPETUAL 31/12/2099	0.6%	10-03-2025	Achat d'obligations
LEVI STRAUSS CO 3.375% 15/03/2027	0.6%	13-03-2025	Vente d'obligations

Source: Société Générale Investment Solutions (Europe) as at 31/03/2025.
Actual weighting and investment allocations are subject to change on an ongoing basis and may not be exactly as shown. Investors should understand the different asset classes which make up the strategy as they have different risk characteristics. Investments may be subject to market fluctuations and the price and value of investments and the income derived from them can go down as well as up. Your capital may be at risk and you may not get back the amount you invest. The tax benefits and liabilities will depend on individual circumstances and may change in the future.

PORTFOLIO STATISTICS

Yield to maturity	5.6%
Modified duration	3.89
Average maturity (in years)	5.00
Average rating	BB
Average weight	1.2%
Number of issuers	83
High Yield weight	83.0%
Investment Grade weight	16.3%
Cash & cash equivalent	0.7%

Extra-Financial Criteria

ESG INDICATORS

	Fund	Univers HY
ESG Quality Score	7.4	6.9
Rating coverage	79.4%	72.9%
ESG Median Rating	AA	A
Average Controversy Rating	5.9	6.1
Rating coverage	88.7%	83.4%
Carbon Footprint (tons of CO2/Million invested)	163.4	165.4
MSCI Coverage	84.2%	80.8%

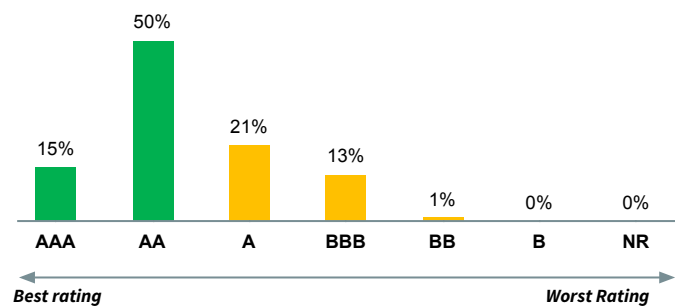


One tonne of CO2 is a round trip from Paris to New York

SUSTAINABILITY INDICATORS

Sustainable investments (%)	63
Engagement	30%
Environmental objectives (%)	55
Social objectives (%)	8
Taxonomy (%)	8

ESG RATING DISTRIBUTION



BUSINESS INVOLVEMENT DISTRIBUTION

For more information, please refer to the prospectus.

Sectors	% of portfolio revenues
Gambling	0.00%
Civilians arms	0.03%
Tobacco	0.20%
Genetically modified organisms (GMOs)	0.00%

CONTROVERSY FLAG DISTRIBUTION



TOP 3 SUSTAINABLE IMPACT CONTRIBUTORS

	Sustainable revenues (€ mln)	% of sustainable revenues
UNIBAIL-RODAMCO-WESTFIELD SE	34.9	63%
XPLR INFRASTRUCTURE OPERATING PARTNERS, LP	28.1	98%
ELIA GROUP SA	22.7	68%

IMPACT INDICATORS



Companies with carbon emission reduction initiatives

39%

Universe: -%
MSCI coverage (Funds/universe) 79.0%/-%



Board gender diversity

39%

Universe: 34.0%
MSCI coverage (Funds/universe) 84.0%/74.0%



Companies with a policy to address deforestation

20%

Universe: 18.0%
MSCI coverage (Funds/universe) 82.0%/18.0%



Violations of UN Global Compact principles and OECD Guidelines

0%

Universe: -%
MSCI coverage (Funds/universe) 89.0%/-%

Source: Société Générale Investment Solutions (Europe), Bloomberg, MSCI ESG

MANAGEMENT COMMENTARY (QUARTERLY)

In this context, the Moorea Euro High Yield fund was exposed to the sharp volatility on duration over the quarter in an environment where credit conditions also turned less supportive in the wake of increasing volatility. The fund posted a negative performance of -0.65% over the quarter vs +0.64% for its benchmark. It has been negatively affected by its financial subordinated strategy which underperformed amid rising rates and curve steepening. Nevertheless, we continue to appreciate these structures as they are issued by solid institutions and carry a high coupon in line with our strategy. Our strategy also suffered from the dollar exposure which contributed negatively to performance while the main strategy was penalized by cyclical issuer's exposure. During the quarter we continued to favor high coupons bonds on both primary and secondary market and took advantage of recent rates increase and spreads widening. Thus, we bought some Celanese 5% 2031, Fressnapf 5.25% 2031, Picard 6.375% 2029, Sappi Papier 4.50% 2032. We continued to be active in the primary market trying to seize attractive premiums. As of March 31st, the average duration of the fund stands at 3.89 while the average maturity reached 5 years. The average yield to maturity reaches 5.60% (yield to convention at 5.27%) through a high diversification (109 bonds/ 83 issuers) and a solid credit quality (average rating BB). In this environment the fund strategy is well-positioned for future spread tightening and volatility normalization. We will continue to favor a high carry strategy focusing on 3 to 5 years bonds. Additionally, we can rely on our cash and liquid positions to quickly capitalize on future markets shifts.

GLOSSARY and DISCLAIMER

SFDR (Sustainable Finance Disclosure Regulation)

Regulation (EU) 2019/2088 of the European Parliament and of the Council of 27 November 2019 on sustainability disclosures in the financial services industry (the so-called SFDR Regulation or Disclosure Regulation).

TAXONOMY

Regulation (EU) 2020/852 of the European Parliament and of the Council of 18 June 2020 (known as the Taxonomy Regulation) establishes a framework to facilitate sustainable investment and amends Regulation (EU) 2019/2088.

ESG RATING

MSCI ESG Ratings aim to measure a company's resilience to long-term, financially relevant ESG risks (Environment, Social et Gouvernance). For each company a Weighted Average Key Issue Score is calculated based on the underlying Key Issue scores and weights. To arrive at a final letter rating, this score is normalized by industry. **The Industry Adjusted Score corresponds to a rating between AAA and CCC.** These assessments of company performance are not absolute but are explicitly intended to be relative to the standards and performance of a company's industry peers.

*The ESG quality score of the universe is adjusted for the 20% lowest ESG scores.

Letter Rating	CCC	B	BB	BBB	A	AA	AAA
Score	0 - 1.4	1.4-2.9	2.9-4.3	4.3-5.7	5.7-7.1	7.1-8.6	8.6-10

CARBON FOOTPRINT

As key climate change indicators, Greenhouse gas emissions (GHG) are classified as per the Greenhouse Gas Protocol and are grouped in three categories:

- **Scope 1 - Direct scope:** GHG emissions are those directly occurring from sources that are owned or controlled by the institution.
- **Scope 2 - Indirect scope:** GHG emissions are indirect emissions generated in the electricity production consumed by the institution.
- **Scope 3 - Indirect scope:** GHG emissions are all the other indirect emissions that are consequences of the institution's activities, but that occur from sources not owned and controlled by the institution.

The fund uses MSCI data who are based on declarative or estimated figures from companies. It aims to take into account the GHG emissions of Scope 1 and 2, produced by the companies held in the portfolio. GHG emissions are compared to the sales of each company and adjusted with the security weight in the portfolio. Emissions are expressed in carbon dioxide equivalent (CO2e).

SUSTAINABLE IMPACT REVENUES

Revenue exposure to Sustainable Impact Solutions reflects the extent to which company revenue is exposed to products and services that help solve the world's major social and environmental challenges. It is calculated as a weighted average, using portfolio or index weights and each issuer's percent of revenue generated from Sustainable Impact Solutions. To be eligible to contribute, an issuer must maintain minimum ESG standards.

COVERAGE MSCI

The ESG MSCI rating does not cover all issuers, so it is important to display the coverage ratio to understand the rating. On this document, the rating coverage is displayed as a percentage (%), i.e. the percentage of covered securities on the entire portfolio.

DISCLAIMER





The content of this document should not be interpreted as an investment service or as investment advice, and under no circumstances is it to be used or considered as an offer or incentive to purchase or sell a particular product. The content is intended for information purposes only and to provide investors with the relevant reference information for any investment decisions. It has no regard to the specific financial objectives of any individual investor, nor may it be construed as legal, accounting or tax advice. Past performance is no indication of future results. Similarly, the present document is not intended as an incentive, offer or solicitation to invest in the asset categories listed herein. Investors are warned that the placing of stock market orders requires a perfect understanding of the markets and their governing legislation. Before investing, they must be aware that certain markets may be subject to rapid fluctuations and are speculative or lacking in liquidity. Accordingly, certain assets or categories of assets listed in the present document may not be appropriate for investors. In certain cases, investments may even bear an indeterminate high risk of loss that exceeds the initial investment made. Investors are therefore urged to seek the advice of their financial advisor or intermediary in order to assess the particular nature of an investment and the risks involved and its compatibility with their individual investment profile and objectives.

For Swiss investors: the Sub-Fund has been authorised for public sale by the Commission de Surveillance du Secteur Financier in Luxembourg and for public offering in Switzerland by the Swiss Financial Market Supervisory Authority (shortly 'FINMA'). The prospectus, the KIID (Key Investor Information Document) and annual reports of the Fund are available on the website www.fundinfo.com and can be obtained from our Representative and Paying Agent in Switzerland : Société Générale, Paris, succursale de Zurich, Talacker 50, Case postale 1928, 8021 Zurich.

CONTROVERSY

An ESG Controversy may be defined as an incident or ongoing situation in which a company faces allegations of negatively impacting stakeholders (i.e.: workers, communities, the environment, shareholders, or society at large), via some type of wrongdoing across several ESG indicators. The aim of ESG Controversies research is to assess the severity of the negative impact of each situation, rather than the extent of negative press attention or public opprobrium.

For each issuer, the ESG rating comes along with a Controversy flag which reflects the lowest flag among analyzed key indicators.

-  **Green flag:** the company is not involved in major recent controversies
-  **Yellow flag:** in recent moderate-to-severe level controversies
-  **Orange flag:** one or more recent severe structural controversies that are ongoing
-  **Red flag:** one or more recent very severe controversies

Controversy flag translates also into controversy score:

Red 0 - Orange 1 - Yellow 2 to 4 - Green 5 to 10

COMPANIES WITH CARBON EMISSION REDUCTION INITIATIVES

Companies with carbon emission reduction initiatives provide companies with a clearly defined pathway to future-proof growth by specifying how much and how quickly they need to reduce their greenhouse gas emissions. Targets adopted by companies to reduce greenhouse gas (GHG) emissions are considered "science-based" if they are in line with the goals of the Paris Agreement –to limit global warming to well-below 2°C above pre-industrial levels and pursue efforts to limit warming to 1.5°C.

* Source : Science Based Target Initiative.

IMPACT INDICATORS

The impact indicators allow us to report on the environmental, social and governmental commitment of our investments in a relevant and sustainable manner. The four indicators displayed are not an exhaustive list, but were chosen by the management company. Board Gender diversity: This figure represents the percentage of women on the board of directors of companies.

Company with a policy to address deforestation: Share of investment in companies with a policy of combating deforestation.

VIOLATIONS OF UN GLOBAL COMPACT PRINCIPLES AND OECD

GUIDELINES

The United Nations Global Compact and the OECD Guidelines encourage ethical and responsible business behaviour by addressing issues such as human rights, labour, the environment and anti-corruption.

ESG LUXFLAG LABEL

LuxFLAG is an independent, non-profit, international association created in Luxembourg in July 2006. The objective of the LuxFLAG ESG Label is to reassure investors that the labelled funds actually incorporate ESG (Environmental, Social and Governance) criteria throughout the entire investment process.