

TALENTS UCITS FUND - ALPHA TOTAL RETURN - JE ACC EUR

Monthly Factsheet

INVESTMENT OBJECTIVE

The objective of the Sub-Fund is to seek appreciation and capital growth over the medium term through active portfolio management.

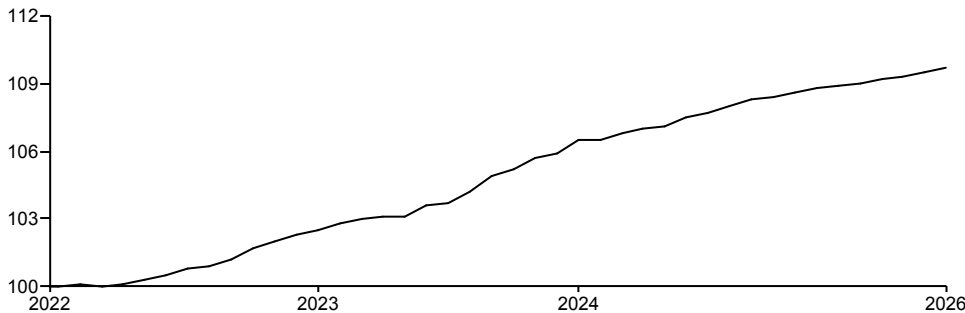
INVESTMENT STRATEGY

To achieve this objective, the Sub-Fund will strive to maintain an adequate diversification of risks by investing primarily, but not exclusively, in debt securities (up to 75% of the Sub-Fund's assets), equities (up to 50%), and in UCITS/AIFs (up to 10%). The Sub-Fund may use derivatives traded on a regulated market and/or over-the-counter (OTC) to gain exposure, for investment or hedging purposes, to any of the following underlying assets: interest rates, fixed income securities, equities, financial indices, currencies, stocks, stock indices, and volatility indices. The Sub-Fund may gain exposure through the following derivative instruments: Futures and Options on indices, Options on shares, Futures and Options on bonds, Futures and Options on interest rates, Interest rate swaps, Currency futures, Futures and Options on volatility indices, and Contracts for Differences (CFDs). The investments of the Sub-Fund may also include short-term investments, such as term deposits, deposits with eligible credit institutions, and securities similar to cash.

PERFORMANCE

Past performance should not be seen as an indication of future performance.

PERFORMANCE GRAPH (base 100)



RETURN

Cumulative	1 month	3 months	Year-to-date	1 year	3 years *	5 years *	Launch*
Fund	0.23%	0.48%	0.69%	2.11%	2.98%	-	2.73%

Calendar Year	2025	2024	2023	2022	2021
Fund	2.27%	3.69%	2.67%	-	-

Source : Société Générale Investment Solutions (Europe)

RISK & VOLATILITY MEASURES

	Volatility			Beta	Sharpe Ratio
	1 year	3 years *	5 years *		
Fund	0.30%	0.53%	-	0.00%	0.06%

Source : Société Générale Investment Solutions (Europe)

APRIL 2026

LU2528490175

Synthetic Risk Indicator (SRI) ⁽¹⁾



Morningstar category

EUR Flexible Allocation

Recommended investment horizon

1 year

Fund assets

EUR 56.49 M

NAV

EUR 1097.15

Fund base currency

-

Share class currency

EUR

Inception date

18/11/2022

Legal Form

UCITS Luxembourg SICAV

Management Company

Société Générale Investment Solutions (Europe)

Manager Name

Jukoï Capital

Valuation / Subscriptions / Redemptions

Weekly

Minimum subscription

1000 EUR

Other share classes

One Off Costs

Entry Costs 0.00%

Exit Costs 0.00%

Ongoing Costs

Other Costs 0.40%

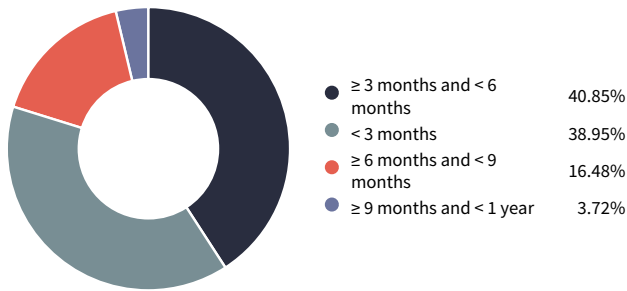
Transaction Costs 0.10%

(1) Risk scale from 1 (lowest risk) to 7 (highest risk), the lowest category does not mean a risk-free investment. The risk and reward category shown is not guaranteed to remain unchanged and that the categorisation of the Sub-Fund may shift over time. The prospectus, the KIID (Key Investor Information Document) and annual reports of the Fund are available at <https://investmentsolutions.societegenerale.lu/en/> and on request at the registered office of SG IS Fund, of the Management Company or of the Custodian Bank.

TALENTS UCITS FUND - ALPHA TOTAL RETURN - JE ACC EUR

APRIL 2026

MATURITY BREAKDOWN



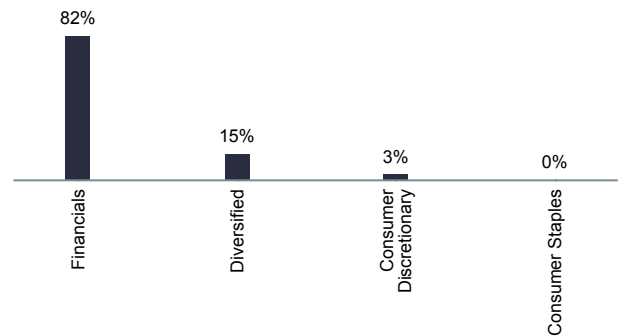
GEOGRAPHIC BREAKDOWN

France	52.8%
Germany	16.3%
Britain	12.7%
Netherlands	5.3%
Italy	9.6%
United States	1.9%
Spain	4.6%
Belgium	0.8%
Eurozone	-3.8%

ASSET BREAKDOWN

Term deposits	48.7%
Bonds	41.0%
Money Market Funds	7.6%
Cash	3.1%
Equities	0.0%
Funds	0.0%
CFD	0.0%
Futures	1.3%
Options	-1.7%

SECTOR BREAKDOWN



The content of this document should not be interpreted as an investment service or as investment advice, and under no circumstances is it to be used or considered as an offer or incentive to purchase or sell a particular product. The content is intended for information purposes only and to provide investors with the relevant reference information for any investment decisions. It has no regard to the specific financial objectives of any individual investor, nor may it be construed as legal, accounting or tax advice. Past performance is no indication of future results. Similarly, the present document is not intended as an incentive, offer or solicitation to invest in the asset categories listed herein. Investors are warned that the placing of stock market orders requires a perfect understanding of the markets and their governing legislation. Before investing, they must be aware that certain markets may be subject to rapid fluctuations and are speculative or lacking in liquidity. Accordingly, certain assets or categories of assets listed in the present document may not be appropriate for investors. In certain cases, investments may even bear an indeterminate high risk of loss that exceeds the initial investment made. Investors are therefore urged to seek the advice of their financial advisor or intermediary in order to assess the particular nature of an investment and the risks involved and its compatibility with their individual investment profile and objectives.

For Swiss investors: the Sub-Fund has been authorised for public sale by the Commission de Surveillance du Secteur Financier in Luxembourg and for public offering in Switzerland by the Swiss Financial Market Supervisory Authority (shortly 'FINMA'). The prospectus, the KIID (Key Investor Information Document) and annual reports of the Fund are available on the website www.fundinfo.com and can be obtained from our Representative and Paying Agent in Switzerland : Société Générale, Paris, succursale de Zurich, Talacker 50, Case postale 1928, 8021 Zurich.

TALENTS UCITS FUND - ALPHA TOTAL RETURN - JE ACC EUR

APRIL 2026

MANAGEMENT COMMENTARY

Markets faced heightened volatility in March 2026 as Middle East conflict escalation drove energy shocks, unwinding popular pre-conflict trades while propelling the US dollar higher. Inflation risks dominated sentiment, with Brent crude surging +63% in the month, one of the largest gains in decades, due to disrupted supply through the Strait of Hormuz.

Global stocks sold off amid risk aversion. The Euro Stoxx 50 was down -9.3% at 5569.73, turning negative for the year (-3.9% year to date). Its one-month implied volatility jumped from 15% in February up to 31.4% on March 27th, while at the same time the implied volatility term structure went in backwardation. The realised volatility also rose sharply at 23.9 % for the month versus 11.5% in the previous month.

The S&P 500 Index closed at 6,528.52 down -5.1% month on month. Growth stocks and the software sector were the most impacted, and energy the more resilient as “net exporter” status helped cushion the impacts. The Nikkei 225 Index erased its previous month gains and more, declining -13.2% in March to 51,063.72 (up +1.4% year to date).

The FED kept the federal funds rate unchanged at 3.5-3.75%, with dot plots converging toward just one rate cut for all of 2026, down from prior expectations of multiple cuts. Chair Powell emphasized two-sided risks, noting hikes “not off the table” due to oil shock inflation pressures from the Strait of Hormuz closure, while acknowledging labour market fragility.

This reinforced US dollar strength by amplifying safe-haven flows amid geopolitical risks, leading the EUR/USD down to 1.1460 (-2.9% for the month).

The European Central Bank (ECB) left rates unchanged at its March meeting but strongly signalled the possibility of rate hikes. In updated staff projections, the ECB's baseline scenario sees headline inflation hitting 3.1% year on year in Q2 2026, even before accounting for the peak in energy prices in March (this forecast is based on market movements up until 11 March).

Government bonds also sold off sharply on inflation fears and widening of credit spreads. France's 10-year yield increased 50 basis points to 3.72%, Germany's 10-year yield increased 35 basis points to 3.01, resulting in an increase of the OAT-Bund spread to 71 basis points. In the US, the 10-year Treasury yield increased 35 basis points to 4.31%, levels not seen since last July.