

# SG IS FUND - GLOBAL CONSERVATIVE ALLOCATION PORTFOLIO

## Monthly Factsheet

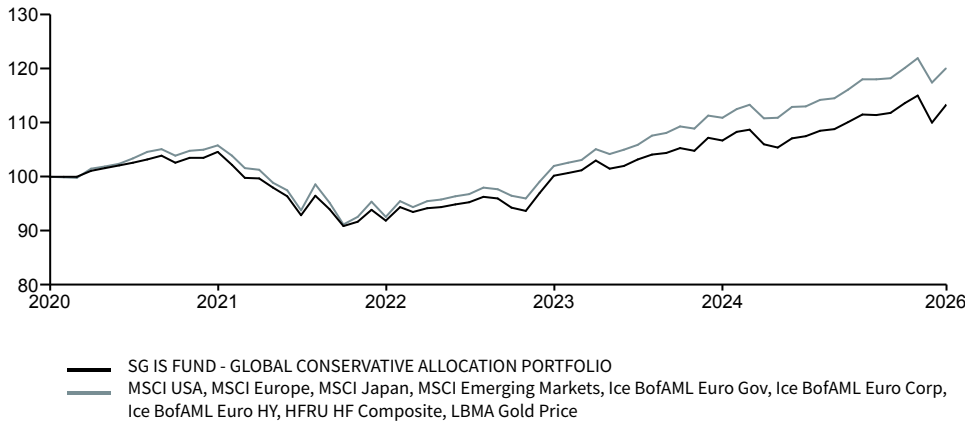
### INVESTMENT OBJECTIVE

The investment objective of the Sub-Fund is to provide mid-term growth to investors from a diversified portfolio of investments. The portfolio will be actively managed, providing an active exposure to fixed income, equities and alternative investments, through mutual fund and direct holding investments picking. The overall risk of the fund is intended to be consistent with that of a conservative portfolio.

### PERFORMANCE

Past performance should not be seen as an indication of future performance.

#### PERFORMANCE GRAPH (base 100)



### RETURN

Cumulative	1 month	3 months	Year-to-date	1 year	3 years *	5 years *	Launch*
<b>Fund</b>	2.40%	0.73%	3.61%	8.17%	6.89%	2.56%	2.15%
<b>Benchmark**</b>	-	-	-	-	-	-	-
<b>Gap</b>	-	-	-	-	-	-	-

Calendar Year	2025	2024	2023	2022	2021
<b>Fund</b>	4.82%	6.47%	9.09%	-12.13%	4.55%
<b>Benchmark**</b>	6.61%	8.70%	10.10%	-12.44%	5.78%
<b>Gap</b>	-1.79%	-2.23%	-1.01%	0.31%	-1.23%

Calendar Year	2020	2019	2018	2017	2016
<b>Fund</b>	2.07%	8.85%	-7.00%	1.75%	-
<b>Benchmark**</b>	4.48%	12.23%	-2.40%	4.24%	-
<b>Gap</b>	-2.41%	-3.38%	-4.60%	-2.49%	-

\*\*MSCI USA, MSCI Europe, MSCI Japan, MSCI Emerging Markets, Ice BofAML Euro Gov, Ice BofAML Euro Corp, Ice BofAML Euro HY, HFRU HF Composite, LBMA Gold Price

Source: Société Générale Investment Solutions (Europe)

### RISK & VOLATILITY MEASURES

	Volatility			Beta	Sharpe Ratio
	1 year	3 years *	5 years *		
<b>Fund</b>	6.27%	5.39%	6.05%	0.80%	0.73%
<b>Benchmark**</b>	-	-	-	-	-

Source: Société Générale Investment Solutions (Europe)

## MAY 2026

SHARE CLASS RETAIL EUR

LU1506378568

Synthetic Risk Indicator (SRI) <sup>(1)</sup>



Overall Morningstar rating (2)

★★★★

SFDR

Article 8

Minimum Sustainable Investment

0%

Morningstar category

EUR Cautious Allocation - Global

Recommended investment horizon

3-5 years

Fund assets

EUR 367.70 M

NAV

EUR 306.58

Fund base currency

EUR

Share class currency

EUR

Inception date

25/10/2016

Legal Form

UCITS Luxembourg SICAV

Management Company

Société Générale Investment Solutions (Europe)

Manager Name

Nicolas MOUSSAVI

Valuation / Subscriptions / Redemptions

Daily

Minimum subscription

1 share

Other share classes

One Off Costs

Entry Costs 5.00%

Exit Costs 0.00%

Ongoing Costs

Other Costs 1.62%

Transaction Costs 0.15%

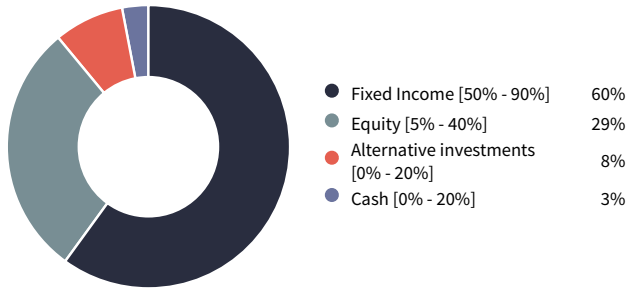
(1) Risk scale from 1 (lowest risk) to 7 (highest risk), the lowest category does not mean a risk-free investment. The risk and reward category shown is not guaranteed to remain unchanged and that the categorisation of the Sub-Fund may shift over time. The prospectus, the KIID (Key Investor Information Document) and annual reports of the Fund are available at <https://investmentsolutions.societegenerale.lu/en/> and on request at the registered office of SG IS Fund, of the Management Company or of the Custodian Bank.

(2) © 2025 Morningstar, Inc. all rights reserved. The information contained herein: (1) is proprietary to Morningstar and/or its information providers; (2) may not be reproduced or redistributed; and (3) is presented without warranty as to its accuracy, completeness or timeliness. Neither Morningstar nor its information providers shall be liable for any loss or damage arising from the use of this information.

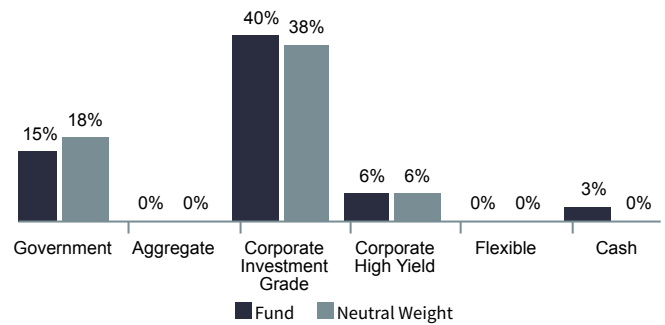
# SG IS FUND - GLOBAL CONSERVATIVE ALLOCATION PORTFOLIO

MAY 2026

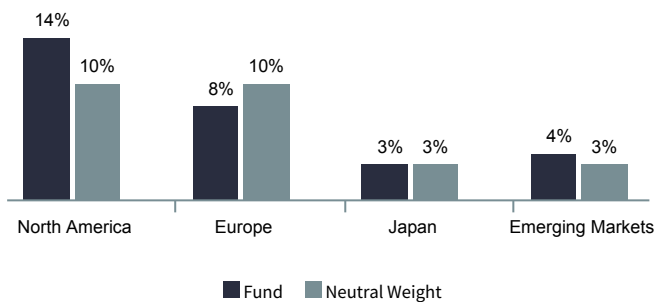
## ASSET CLASS BREAKDOWN



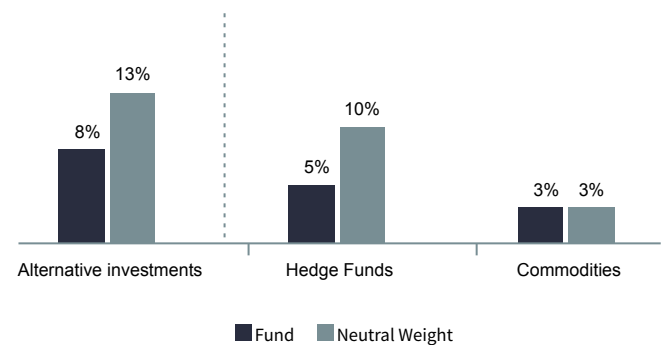
## CASH AND FIXED INCOME BREAKDOWN



## GEOGRAPHIC EQUITY BREAKDOWN



## ALTERNATIVE INVESTMENT BREAKDOWN



## PORTFOLIO HOLDINGS

Equities and similar		Bonds and similar	
	29.00%		60.40%
Northe America	13.70%	Government	14.90%
AMUNDI NASDAQ 100 ETF DIST NH	4.10%	DNCA INVEST ALPHA BONDS SI 4D	2.30%
AMUNDI SP500 EQUI WEIGHT ESG ETF	2.10%	SG IS FD EURO GOVERN.BDS IE 3D	9.50%
FT PUTNAM US LARGE CAP EQTY S	1.80%	PIMCO GIS INCOME FUND I EUR HDG	3.00%
ISHARES MSCI USA SCREENED ETF	5.70%	Corporate	39.60%
Europe	8.10%	NEUBERGER BERMAN CORPORATE HYBRID BOND-I-ACC.	4.60%
ELEVA EURO SEL I2C EUR C.	2.30%	BLACKROCK GLOBAL FUNDS - EURO CORPORATE BOND FUND I2C EUR C.	2.80%
M G LUX EUR.ST.V.FD EUR JI C3D	1.90%	ISHARES EURO CORP ESG UCITS	14.40%
AMUNDI STOXX EUROPE 600 ETF	2.30%	SG IS FUND EURO CREDIT IE 3D	11.90%
HEND.HOR.PAN EURO.SMALLER I2 C	1.60%	CARMIGNAC FLEX.BOND FWC EUR 3D High Yield	5.90%
Japan	3.10%	FIDELITY FDS EURO.HY I ACC EUR	5.90%
FIDELITY JAPAN VALUE IHC	1.50%	SG IS FUND EUR HIGH YIELD IEA	2.00%
ISHARES CORE MSCI JAPAN ETF	1.50%	Alternatifs	7.60%
Emerging	4.10%	Basic ressources	2.80%
SG IS FUND EMERGING MARKET EQUITY IE	1.50%	ISHARES PHYSICAL GOLD ETC	2.80%
ISHARES MSCI AC FAR EAST EX-JAPAN	1.00%	Event Driven	0.00%
HSBC FRONTIER MARKETS XC	0.40%	-	-
AMUNDI MSCI EMERGING	1.20%	Ls Equity	4.90%
		BDL REMPART I	1.40%
		J.MER.GL.EQ.AB.RET.I H.EUR C3D	3.50%
		Cash	2.90%
		BFT AUREUS ISR C	0.60%
		Banque USD SGBT	0.10%
		Banque EUR SGBT	2.30%

Source: Société Générale Investment Solutions (Europe) as at 01/05/2026.

Actual weighting and investment allocations are subject to change on an ongoing basis and may not be exactly as shown. Investors should understand the different asset classes which make up the strategy as they have different risk characteristics. Investments may be subject to market fluctuations and the price and value of investments and the income derived from them can go down as well as up. Your capital may be at risk and you may not get back the amount you invest. The tax benefits and liabilities will depend on individual circumstances and may change in the future.

The content of this document should not be interpreted as an investment service or as investment advice, and under no circumstances is it to be used or considered as an offer or incentive to purchase or sell a particular product. The content is intended for information purposes only and to provide investors with the relevant reference information for any investment decisions. It has no regard to the specific financial objectives of any individual investor, nor may it be construed as legal, accounting or tax advice. Past performance is no indication of future results.

Similarly, the present document is not intended as an incentive, offer or solicitation to invest in the asset categories listed herein. Investors are warned that the placing of stock market orders requires a perfect understanding of the markets and their governing legislation. Before investing, they must be aware that certain markets may be subject to rapid fluctuations and are speculative or lacking in liquidity. Accordingly, certain assets or categories of assets listed in the present document may not be appropriate for investors. In certain cases, investments may even bear an indeterminate high risk of loss that exceeds the initial investment made. Investors are therefore urged to seek the advice of their financial advisor or intermediary in order to assess the particular nature of an investment and the risks involved and its compatibility with their individual investment profile and objectives.

For Swiss investors: the Sub-Fund has been authorised for public sale by the Commission de Surveillance du Secteur Financier in Luxembourg and for public offering in Switzerland by the Swiss Financial Market Supervisory Authority (shortly 'FINMA'). The prospectus, the KIID (Key Investor Information Document) and annual reports of the Fund are available on the website [www.fundinfo.com](http://www.fundinfo.com) and can be obtained from our Representative and Paying Agent in Switzerland : Société Générale, Paris, succursale de Zurich, Talacker 50, Case postale 1928, 8021 Zurich.

Société Générale Investment Solutions (Europe), Société Anonyme – R.C.S Luxembourg B60.963  
11, avenue Emile Reuter L-2420 Luxembourg. Tél : (+352) 47 93 11 1.  
Management company licensed and supervised by the CSSF, 283, route d'Arlon L-1150 Luxembourg.

MARKETING MATERIAL